


LITTLE SUNSHINE CUPCAKE TOPPER


Cut all layers with cardstock and assemble with glue or foam tape using the guide below



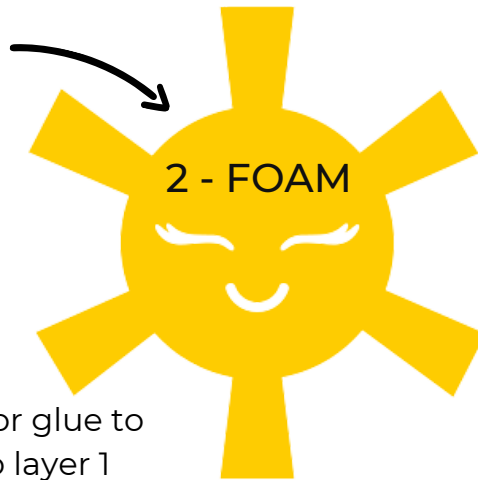
WATCH VIDEO
TUTORIAL



Glue the circle to the back of the sun face




Then use foam tape or glue to add the sun face to layer 1



3 - GLUE OR FOAM

Little Miss Sunshine



Little Sunshine

